






# x20.1 FileCloud Sync

You can use FileCloud Sync to keep a folder on any computer that is synchronized with your FileCloud server.

- FileCloud Sync is a client application. This is because it allows you to access the FileCloud Server and the files you store there.
- You can access files in Sync like you do on a Windows PC in Windows Explorer or Mac OSX Finder.
- The same features that are available on the User Portal are also available in Sync.
- Sync allows you to easily open the User Portal if you need to.
- You can configure Network Folders to be automatically synchronized to your client.
- You can back up Sync files for safekeeping
- Sync includes an assistant to make it easy to access Sync files from Microsoft applications. In FileCloud Server version 18.2 and later.

## Where Do I Start?

 Learn about the Server	<a href="#">➔ About FileCloud Server</a>
 Installing Sync	<a href="#">➔ Learn About Installer Options</a> <a href="#">➔ x20.1 Install FileCloud Sync</a> <a href="#">➔ x20.1 Start and Log In to Sync</a> <a href="#">➔ Log in Using SSO</a>
 Working with Sync	<a href="#">➔ Share Files</a> <a href="#">➔ Synchronize Files</a> <a href="#">➔ Manage Files</a> <a href="#">➔ Use the DocIQ Assistant</a>
 Configuring Sync	<a href="#">➔ x20.1 Offline Access</a> <a href="#">➔ Back Up Files</a>
 Troubleshooting	<a href="#">➔ Limit Sync Activity to a Schedule</a> <a href="#">➔ Configure Advanced Options</a> <a href="#">➔ Set Bandwidth Rate Limits</a>  <a href="#">➔ Troubleshooting Guide</a>

