




# 20.1 Advanced Folder Operations



After logging in to the User Portal and uploading files, you can use the following advanced operations to further manage your files:

<div></div> <div>More options for viewing</div>	<div>➔ <a href="#">Create a Favorites List</a></div> <div>➔ <a href="#">20.1 View Previous Versions Of Files</a></div> <div>➔ <a href="#">20.1 View Photo Gallery</a></div> <div>➔ <a href="#">Viewing Your Activity Stream</a></div>
<div></div> <div>More options for managing files</div>	<div>➔ <a href="#">20.1 Playing Audio</a></div> <div>➔ <a href="#">20.1 File Locking</a></div> <div>➔ <a href="#">Set Folder-Level Permissions</a></div> <div>➔ <a href="#">20.1 Creating a Direct Link</a></div> <div>➔ <a href="#">20.1 Adding Metadata</a></div>
<div></div> <div>More options for managing your space</div>	<div>➔ <a href="#">20.1 Freeing up space</a></div>