



Requirements

 Ubuntu 16.04 LTS has reached end of life. Beginning in FileCloud version 21.2, Filecloud will no longer support Ubuntu 16.04 LTS, and some of our packages have already been removed from Ubuntu 16.04 LTS. We recommend moving to Ubuntu 18.04 LTS/Ubuntu 20.04 LTS now to avoid upgrade issues.

 The ability to support FIPS licenses is available in FileCloud Server version 18.2 and later.

To prepare your environment for FileCloud, make sure that you have the required components.

 In the following section, to display more information, click on a topic.

 FileCloud Server now supports FIPS licenses in version 18.2 and later.

Enterprises who are subject to the FIPS regulations must install and run a FIPS-enabled operating system. For example, CentOS in FIPS mode.


When using a FIPS-enabled license, FileCloud Admins will see in the Admin Portal:

- Running in FIPS mode is prominently displayed
- SSO features are hidden
- Storage encryption option is always shown

To run FileCloud, use one of the following supported operating systems:

- Windows Server 2008 R2 64 bit, Windows 2012 64 bit (& R2), Windows Server 2016, Windows Server 2019
- Ubuntu 18.04, 20.04
- CentOS 7.0 onwards
- RHEL 7.0 onwards

For additional options to install on AWS/Azure, see the [Installation](#) page.

 Additionally, FileCloud can be run inside a Virtual Machine that can be hosted in almost any operating system including Mac OSX.



You do NOT need to install the software listed in this section.

This software is only listed to inform you of what is installed by the FileCloud installation wizard. The components are identified as either Required or Optional so you can plan on which optional components you will want to install. All components can be managed after running the installation wizard using the FileCloud control panel.

Server Software

The following required software is automatically installed by FileCloud's Windows and Linux installers.

Software	Required or Optional	Minimum Version	Recommended Version	Functionality
Apache	Required	2.2 and above	2.4.16 and above	Cross-platform Web Server
PHP	Required	7.2 Anything below or above 7.1 is not supported	7.2 in Linux and above	Server-side scripting language designed for Web development

Mongo	Required	3.4.x	3.4	Document database that is scalable and provides querying and indexing
PHP-MongoDB driver	Required	1.2.3 and above	1.2.3 and above	Provides a minimal API for core driver functionality
Memcached	Optional	<i>Version included in the installer</i>	<i>Version included in the installer</i>	Memory object caching system that provides pre-caching of NTFS permissions and encryption
PHP ionCube Loader Extension	Optional	<i>Version included in the installer</i>	<i>Version included in the installer</i>	Encodes and secures PHP files
Solr	Optional	<i>Version included in the installer</i>	<i>Version included in the installer</i>	Enables content search with the following features: <ul style="list-style-type: none"> • Content search for file types such as txt, pdf, doc, docx, xls, xlsx, ppt, pptx • Regex support for file /folder name searches

Supported Browsers for UI 1.0

- Internet Explorer 9 and above
- Google Chrome 25.0 and above
- Mozilla Firefox 24 and above
- Safari 11 and above

Supported Browsers for UI 2.0

- Microsoft Edge 15 and above
- Google Chrome 55.0 and above
- Mozilla Firefox 52 and above
- Safari 11 and above



For FileCloud Sync and FileCloud Drive applications, Windows 10 is required to run properly.

Small Installations (~ 100 users)

- Intel(R) Xeon(R) CPU E5-2630L v2 or equivalent Quad Core CPUs (2 GHz or higher) (Higher the better depending on additional configuration such as indexers, SOLr, Preview services etc)
- Windows: 16 GB of RAM (higher is better) Linux: 16 GB (higher is better)
- Storage can be from Physical Disk, SAN, NAS etc
- Free disk space as needed

Larger Installations

To support FileCloud, you might need to setup more powerful configurations to include the following:

- Use redundant object storage systems like open stack or Amazon S3
- Use an [HA configuration](#) with a database cluster when running a system with many users

Ports

The following are the ports necessary for the operation for FileCloud.

Port No	Purpose	Internal/External	Remarks
---------	---------	-------------------	---------

80	HTTP Traffic	External	<ul style="list-style-type: none"> Port used for http traffic from all clients such as browser, FileCloud sync, FileCloud drive etc., This port should be opened to WAN if clients needs to access FileCloud over internet. For Production, Plain HTTP is NOT RECOMMENDED. ONLY SSL should be used.
443	HTTPS Traffic	External	<ul style="list-style-type: none"> Port used for https traffic from all clients such as browser, FileCloud sync, FileCloud drive etc., This port should be opened to WAN if clients needs to access FileCloud over internet.
389	LDAP	Internal	<ul style="list-style-type: none"> Optional port needed if FileCloud users needs to be authenticated against Active Directory or LDAP server This port need not be opened to WAN, as only FileCloud server will be using it within LAN.
636	LDAP SSL	Internal	<ul style="list-style-type: none"> Optional port needed if FileCloud users needs to be authenticated against a secure Active Directory or LDAP server This port need not be opened to WAN, as only FileCloud server will be using it within LAN.



If MongoDB is set to run on a different computer from the Webserver , then Port 27017 on the computer running MongoDB must be accessible from the Webserver computer in order for it to connect.,

Configuration

Component	Configuration
IP Address	You need a public IP for the server running FileCloud. Typically, this means you need a static IP for the server as dynamic IPs provided by most ISPs keep changing.
Network Connection	You need a good quality network connection to the FileCloud Server. Minimum should be 512 Kbps upload and download for good experience. The faster the connection the better the experience.
Domain Name	You will typically need a top level domain name. For example: cloud.mycompany.com or mycompanycloud.com . You can purchase a domain name from any domain registrar and then point the DNS for that domain name to the public IP of the server that is running FileCloud.
SSL Certificate	You will also need a valid SSL certificate for your domain name to setup and use https with your filecloud server for best security.