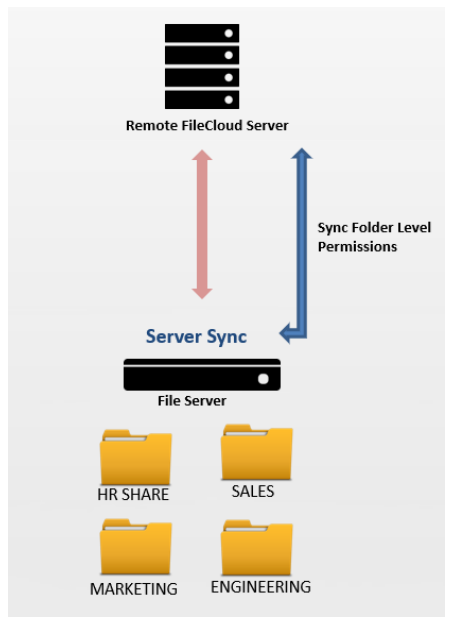



# FileCloud ServerSync


## ⚠ ServerSync Requirements:

- Support for Windows only
- Synchronized files must be on a physically attached disk to the machine running ServerSync
- You cannot synchronize files located by a UNC or Network path


You can use FileCloud ServerSync to help synchronize a local Windows File Server with a FileCloud Server or FileCloud Online (hosted by CodeLathe).

|  |  |   |
|--|--|---|
|  | <p>Changes in the local Windows File Server are seamlessly synchronized to a remote FileCloud Server or FileCloud Online site. These changes include:</p> <ul style="list-style-type: none"><li>• New files added</li><li>• Edits to existing files</li><li>• Files being removed</li></ul> <p>ServerSync can also optionally sync FileCloud's folder-level permissions.</p> <ul style="list-style-type: none"><li>• The FileCloud permissions can be synchronized to local folders</li><li>• These permissions are applied as NTFS Permissions</li></ul> <p>⚠ You must log in with the user account that is the original owner of the files for folder-level permission synchronization to work</p> | <h2>FAQ's</h2>  <p>Find answers to frequently asked questions.</p> <p>➔ <a href="#">Read the FAQ's</a></p> |
|--|--|---|


## 1. Log In to ServerSync

|   |   |
|---|---|
|  | <p>In order to complete the seamless synchronization of changes in a local Windows File Server to a remote FileCloud site, ServerSync must be able to log in to the remote FileCloud site.</p> <p>➔ <a href="#">How to Log In</a></p> |
|---|---|

## 2. Configure Folders to Sync

|   |   |
|---|---|
|  | <p>Add folders to the sync list.</p> <p>➔ <a href="#">Start Synchronizing Folders</a></p> |
|---|---|

## 3. Find Your Account Options

|   |  |
|---|--|
|  | <p>Find your way around the ServerSync application.</p> <p>➔ <a href="#">Show Me My Account Settings</a></p> |
|---|--|

## 4. Import NTFS Permissions



During initial import of file and folder data into FileCloud, it will also be useful to import existing NTFS permissions.

 [Import NTFS Permissions](#)

## 5. Troubleshoot ServerSync



Use log files and manage file conflicts.



[How to Check Log File Activity](#)