






20.1 FileCloud Sync Classic

You can use FileCloud Sync to keep a folder on any computer that is synchronized with your FileCloud server.

- FileCloud Sync is a client application. This is because it allows you to access the FileCloud Server and the files you store there.
- You can access files in Sync like you do on a Windows PC in Windows Explorer or Mac OSX Finder.
- The same features that are available on the User Portal are also available in Sync.
- Sync allows you to easily open the User Portal if you need to.
- You can configure Network Folders to be automatically synchronized to your client.
- You can back up Sync files for safekeeping
- Sync includes an assistant to make it easy to access Sync files from Microsoft applications. In FileCloud Server version 18.2 and later.

Where Do I Start?

 Learn about the Server	➔ About FileCloud Server
 Installing Sync	➔ Learn About Installer Options ➔ 20.1 Install FileCloud Sync ➔ 20.1 Start and Log In to Sync ➔ Log in Using SSO
 Working with Sync	➔ Share Files ➔ Synchronize Files ➔ Manage Files ➔ Use the DocIQ Assistant
 Configuring Sync	➔ 20.1 Offline Access ➔ Back Up Files
 Troubleshooting	➔ Limit Sync Activity to a Schedule ➔ Configure Advanced Options ➔ Set Bandwidth Rate Limits ➔ Troubleshooting Guide

